

2012

Koza Altın İşletmeleri A. Ş.

Operational Report & Financials

31 DECEMBER 2012



Our Strategy

Our goal is to develop our portfolio of existing gold assets and find, develop and selectively acquire gold projects in Turkey to grow our resource base and maximise profitable production.

This goal aims to capitalize on our position as the leading gold producer in Turkey, our hub operating strategy and our track record of successfully growing resources and production.

We also seek to provide leadership in safety, stewardship

of the environment, including responsible rehabilitation of the completed areas, and social responsibility to local communities.

Koza Gold is a leading Turkish gold mining company with a track record of sustained profitability underpinned by low costs. We produced 338 koz of gold in the twelve months of 2012 and generated revenues of TL 1,043.1 million.




Our Performance

2012 Jan-Dec

2011 Jan-Dec

Production	338 koz of gold (6.06g/t) 153 koz of silver (4.09g/t)	304 koz of gold (6.90g/t) 100 koz of silver (4.00g/t)
Cash Costs	\$376/oz	\$359/oz
Revenue	TL 1,043.1 million	TL 805.8 million
EBITDA	TL 795.3 million	TL 605.5 million
EBIT	TL 709.0 million	TL 526.5 million



About Us

A leading Turkish Gold producer

We are a leading Turkish gold mining company based on our gold production of approximately 338.182 ounces in the twelve months of 2012. As at 31 December 2012, we had 53 operating licenses and 406 exploration licenses throughout Turkey in the Aegean and Marmara regions, the Black Sea region and Central and Eastern Anatolia.

We currently own four operating mines: an underground mine at Ovacık, a mine at Mastra where we utilise both underground and open pit mining methods, a mine in Çukuralan where we utilise both underground and open pit mining methods and an open pit mine at Kaymaz. We have started construction works on Himmetdede project and production is expected to be commenced 4th quarter of 2013.



We have a feasibility stage project, Mollakara, located near Ağrı in the north-east of Turkey. In addition, our properties also include 14 exploration projects in Turkey, ranging from early-stage to advanced exploration prospects with resource estimations completed in 2012. At most of our exploration prospects, mapping and sampling programmes are ongoing or completed and drilling and geophysical surveys have already commenced or are planned for 2012. Additionally, we have identified several target exploration sites where the nature of the mineralised deposits suggests that there is potential for resource development.

Exposure to the gold price and gold fundamentals

Substantially all of our revenues are generated from the production and sale of gold, and as a result our financial performance is, and will continue to be, influenced by the market price of gold. Between 1 January 2012 and 31 December 2012, the price of gold as quoted on the London Bullion Market ranged between a low of \$1,540,00 and a high of \$1,791.75 per ounce, based on the P.M. fixing price.



We are a leading Turkish gold mining company

We are a leading Turkish gold mining company producing approximately 338.182 ounces of gold in the twelve months of 2012. Turkey has a rich mining history which dates back thousands of years and today is one of the few underexplored developed countries in the world. According to SRK, as of 2006 Turkey’s gold endowment was estimated at 31.5 million ounces of gold contained in 51 deposits. SRK believes that there is promising potential for green field exploration in Turkey because over half of the known gold resources in Turkey are in relatively recent discoveries. “As of 2006, Turkey’s gold endowment was estimated at 31.5moz gold contained in 51 deposits ... Since over half of the known gold resources in Turkey are in recent discoveries, there is great potential for greenfield exploration within Turkey.” (SRK)

Sector


Changes in mining law Turkey, increasing gold price trend and developments in technology have led to the increase in gold potential in Turkey. Studies indicate that there are approximately 6500 tones of gold in Turkey. (Resource: Turkey’s Gold Potential and Mining Resources Cutting Methods, Ayhan Erler, METU, Geology Department,1997) Only 10% of this, which is 650 tones, is classified as reserves. Therefore, when market’s current situation is examined, it is seen that priority is given to gold exploration. “As per previous procedure, exploration license was to be issued for 3 years and extended for 2 years. It was required that this license was then to be changed to operational license. Under the new legal arrangements, total exploration period has been increased to 7 years. It covers 1 year for pre-exploration, 2 years for general exploration and 4 years for detailed exploration respectively.”

With foregoing reasons, the competition in this sector has intensified on exploration activities. Koza Gold has been pursuing these two activities in parallel. In next three years, competition will be from domestic and foreign companies and intensify at West Anatolia. In the production areas, competition is expected to be from Eldorado (Tuprag, which is currently in production and Anatolia minerals (Alacer Gold, Cukurdere), currently in permitting stage. Domestic companies who are involved in exploration activities are thought to be starting production at later stages. Despite 6,500 tonnes of gold potential and 650 tonnes of reserves, Turkey only produces between 10 and 20 tonnes of gold and 250 -300 tonnes of gold need to be imported to meet the demand.

Company

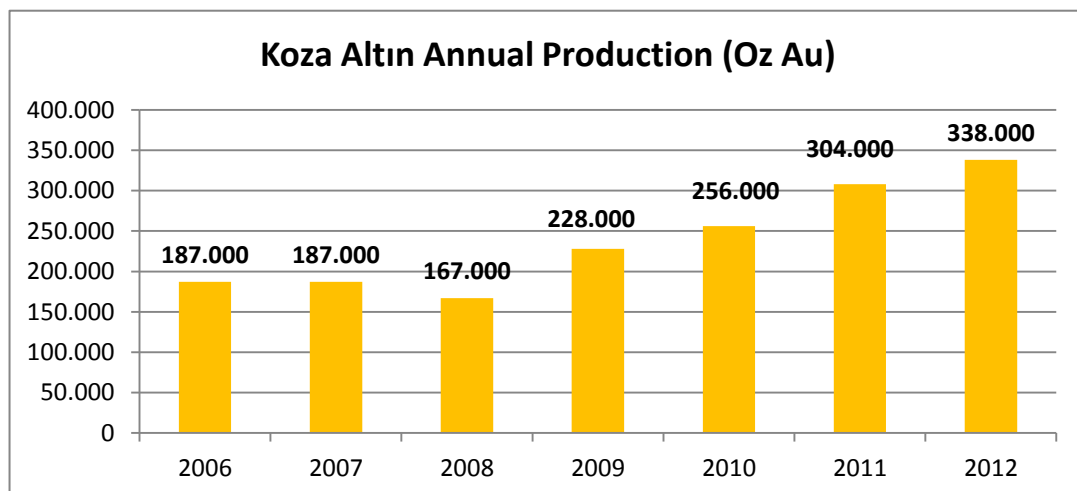
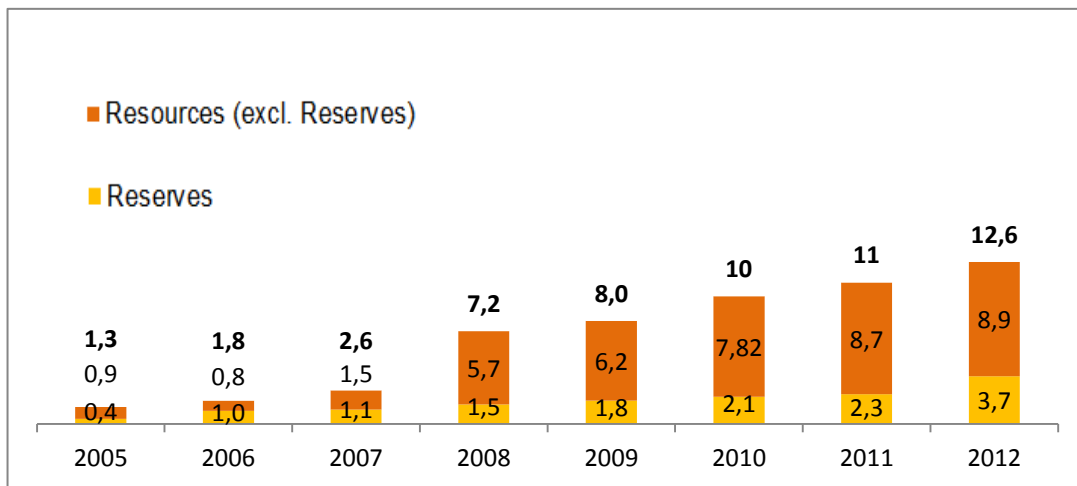
Koza Gold Operations Company is a Turkish company formed by 100% Turkish capital to explore and operate gold mines in our country. ATP Construction and Trade A.Ş. and Koza-Ipek Holding A.Ş. have acquired all the shares of from Normandy Mining A.Ş. and Newmont Mining Corporation Limited in 3 March 2005 thus becoming first Turkish company in the history of Republic of Turkey to realize gold production in this country. Company’s Ovacik Gold Mine situated at Bergama, Izmir has been a key factor in turning the country’s big gold potential into economical gain and it is the first gold mine operated in the Republic of Turkey.

TURKEY GOLD PRODUCTION (TONNES)



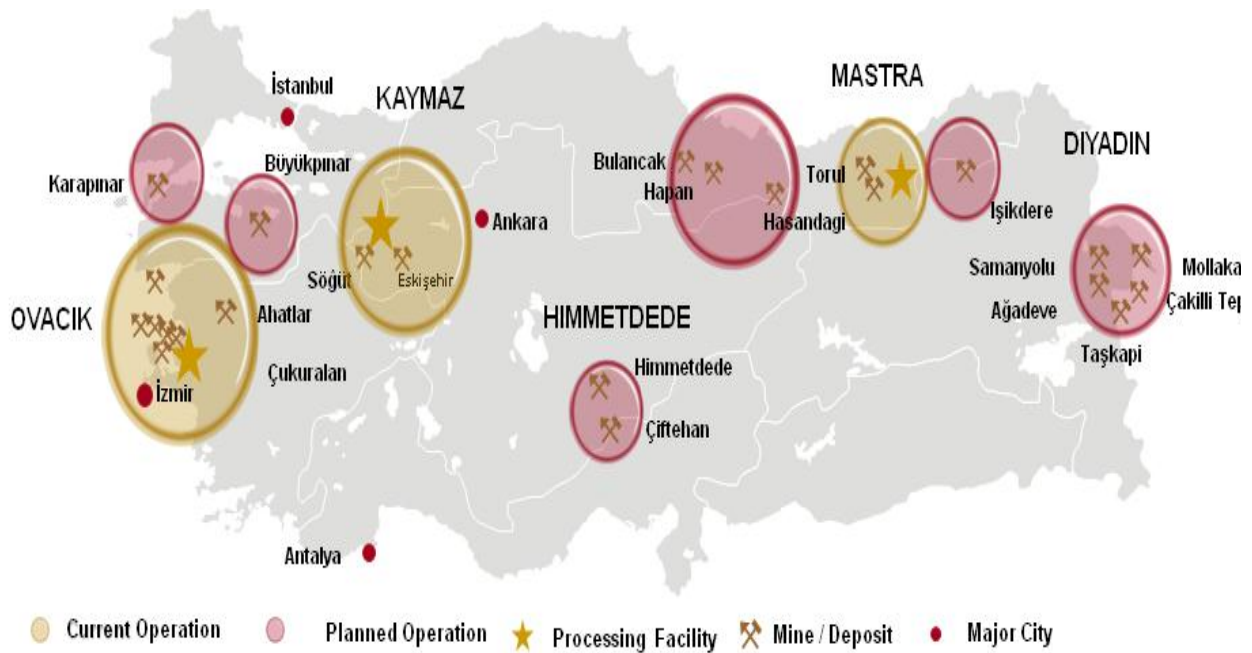
We have a track record of growing production, reserves and resources

We have demonstrated an overall trend of growing production levels since our inception in 2005, and we believe that our mines, development projects and exploration prospects provide significant potential for continued growth. In 2005, we successfully restarted ore production at the Ovacık mine after acquiring it. We developed and brought into full production the Kucukdere mine in 2006, the Mastra mine in 2008, the Gıcık mine in 2009, Çukuralan mine in 2010 and Kaymaz mine in 2011. Kaymaz open pit facilities, which has 511,000 ounces of gold reserves, commenced the production in March 2011. As shown from the figure below, our gold production came from Ovacık between 2006 and 2008, Ovacık and Mastra between 2009-2010 and Ovacık, Mastra and Kaymaz from 2011 and 2012. Since March 2005, we have successfully increased both our reserve and resource base as a result of acquisitions, exploration activities and the increase in gold prices. As at 31 December 2012, our total measured, indicated and inferred resource base had increased to 12,6 million ounces of gold from 1.8 million ounces, and our total proven and probable reserve base had increased to 3,72 million ounces of gold from 0,4 million ounces. As of 31 December 2007, 30 September 2009, 31 December 2010, 31 December 2011 and 31 December 2012, all of our reserves and resources were audited by SRK. It is planned to have an audit by SRK for the reserves and resources as of 31 December 2013.



Our business model focuses on a regional hub strategy to maximise profitable production.

We are pursuing a strategy of using our processing facilities as hubs to process ore from regional deposits. We expect that this centralised processing will minimise our capital expenditure requirements, enabling us to develop relatively smaller deposits in each hub area that are high grade but not of sufficiently large scale to justify the construction of dedicated processing facilities. Our first application of this business model has been the development of the Ovacık hub and the Küçükdere deposit, located 80 km by road from the Ovacık processing plant. We plan to replicate this model for other deposits located in the vicinity of Ovacık, such as Çoraklık Tepe. In addition, we established a second processing hub at Mastra in 2009, third processing plant at Kaymaz in 2011. Our fourth process plant construction, Himmetdede, has started in 4th quarter of 2012.



Cash costs

Our unit cash costs derived from our accounts for the twelve months of 2012 and the twelve months of 2011 amounted to 674 TL (\$376) and 600 TL (\$359) respectively. Compared to the previous year, the reason of this increase is mainly because of the escalation of the cost elements due to inflation and decrease of the average processed gold grade at Ovacik and Mastra process plants.



Turkey Highly Prospective: We have a significant pipeline of development and exploration assets in Turkey

We believe that our growth opportunities include the expansion of existing operations through discovery of additional resources adjacent to currently delineated deposits as well as the development of our pipeline of projects and greenfield exploration.



Health and Safety

We are committed to the highest standards of safety and continuously seek to develop, improve and implement new safety programmes and procedures to protect the safety of our employees. We continuously improve the safety of our working conditions by implementing practices such as monthly workplace inspections and weekly safety committee meetings. We regularly conduct safety audits and assessment programmes to ensure the adequacy of our health and safety policies. We also strive to improve our employees' response to emergencies by maintaining an underground and a mine rescue team for each site. For example, at Ovacik we have two emergency response teams, an underground rescue team comprising 13 employees and a mine rescue team comprising 22 employees. We believe we are currently in material compliance with all health and safety regulations. We pay specific attention to include in our subcontractor agreements clauses regarding health and safety measures and guidelines that are required to be followed by the contracting parties.



Environment

Our environmental department is responsible for filing EIA reports with the MEF and ensuring that our operations comply with all applicable environmental laws and regulations.

The MEF considers several categories of environmental factors and compares the projected impact of the proposed mining activities to previously set environmental thresholds.

We ensure that our employees and contractors understand and comply with our environmental policies and management plans as well as our high level of commitment to environmental management. Our Environment Department at the same time has been providing training program since March 2007 on environmental awareness to all employees and as well as on environmental policies and implementations for newly recruited personnel at the mine site.

We have timely made all required emissions payments in full and have not faced any fines or penalties.

According to the Competent Person's Report, in the seven years since the mining of ore began at Ovack, no claims have been made against us by any governmental entity in respect of environmental non-compliances. We believe that we are in material compliance with all relevant environmental laws and regulations.



Board & Management Structure



Board of Directors

Hamdi Akın İpek	Chairman
Cafer Tekin İpek	Vice Chairman
Melek İpek	Board member
Pelin Zenginler	Board member
İsmet Kasapoğlu	Independent Member
Yusuf Köyce	Independent Member

Board of Supervisor

Enver İman	Auditor
İsmail Kökbulut	Auditor

Company Management

İsmet Sivrioğlu	General Manager
Zafer Kara	Assistant General Manager-Mining and Geology
Özlem Özdemir	Assistant General Manager-Finance and Commercial
Serhan Umurhan	Assistant General Manager-Technical
Hayrettin Ögüt	Assistant General Manager-Administration
Okan Bayrak	Assistant General Manager-Investor Relations
Cemalettin Çetin	Assistant General Manager-Security
Feridun Akyol	Operation Manager
Ahmet Deniz	Operation Manager
Deniz Beşir	Project Manager
Süleyman Akşit	Project Manager

Directors

Hamdi Akin İpek

Chairman

He worked as the marketing manager of Koza Anadolu Metal between 1992 and 1996, where he also serves as the chairman of the board of directors. Between 2004 and 2008, Mr. İpek has served as the chairman of the Board of Directors of Koza İpek Gazetecilik. Additionally, Mr. İpek also serves as the chairman of the Board of Directors of Koza Holding, ATP, ATP Havacılık, İpek Matbaacılık and Koza İpek Sigorta. In 1986, Mr. İpek received a Graduate degree in Economics from Harlaxton College, UK (British Campus of the University of Evansville, Indiana, USA) and a Bachelor's degree in Business Administration from Hacettepe University, Ankara, in 1990.

Cafer Tekin İpek

Vice Chairman

He worked as the finance manager for İpek Matbaacılık between 1992 and 1997 and was named its general manager in 1995. Since 2004, Mr. İpek has served on the Board of Directors of Koza Holding, Koza İpek Gazetecilik and Koza İpek Sigorta. Additionally, Mr. İpek is a member of the Board of Directors of Koza Anadolu Metal, ATP, ATP Havacılık and İpek Matbaacılık. In 1990, Mr. İpek received a Bachelor's degree in Economics from Harlaxton College, UK (British Campus of the University of Evansville, Indiana, USA).

Melek İpek

Board Member

Mrs. İpek is a philanthropist and has worked with many charitable organizations such as Hospital Volunteers Foundation and Children's Care. She is the chairman of the Board of Directors of the Turkish charitable organization YOYAV. Mrs İpek also serves as a member of the Board of Directors of Koza Holding, İpek Matbaacılık, Koza Anadolu Metal, ATP and ATP Havacılık.

Pelin Zenginer

Board Member

Mrs. Zenginer is a member of the İpek family. She worked as the manager of foreign trade for İpek Matbaacılık between 1992 and 1997. In addition, starting from 2003, Mrs. Zenginer serves as a member of the Board of Directors of Koza Holding, Koza Anadolu Metal, ATP, ATP Havacılık and İpek Matbaacılık. She is also a board member of ATP. In 1992, Mrs. Zenginer received a Bachelor's degree in Business Administration from Hacettepe University, Turkey.

İsmet Kasapoğlu

Independent Board Member

Mr. Kasapoğlu has more than 40 years of mining experience at a variety of different domestic mining companies. Between 1985 and 2001, he worked as a manager, and later as a board member of Soma Local Operations; between 2001 and 2006, he served as the chairman of the Board of Directors of the trona and natural soda company, Eti Soda A.Ş. He has served as the TOBB (The Union of Chambers and Commodity Exchanges of Turkey) chairman of the Turkish Mining Assembly since 2006, the chairman of the Board of Directors of the Council of Chairmen of the Mining Sector since 1999 and the chairman of the Turkish Miners' Association since 1991. He received a master's degree in mining engineering from the İstanbul Technical University, Mining Faculty in 1963.

Yusuf Köyce

Independent Board Member

He served in finance departments in the Ministry of Internal Affairs between 1977-2002. He was appointed as the procurement commission member and unit manager. He was in charge of finance and audit tasks in several companies since 2003. Mr.Köyce received a Bachelor's degree in Economics from Anadolu University, Eskişehir.

Management

İsmet Sivriođlu

General Manager

Chemical Engineer with more than 40 years of experience in several production plants and management positions. Between 1970 and 1983, Mr.Sivriođlu worked at the sulphuric acid, borax, asitboric and perborate plants of Etibank where he held numerous positions, including, as shift engineer, chief engineer and assistant general manager, technical. In 1984, he was appointed the general manager of Kütahya Silver Mine where he worked until 1994, supervising the plant's construction, commissioning and operational stages. He was promoted to Etibank Corporate and served as its assistant general manager between 1994 and 1998. During this time he also served as the chairman of the Board of Directors of Çayeli Copper Operations Inc. He served as the advisor to the Minister of State during 1997 and 1998. He joined Koza Gold in 1999 as the General Manager for community relations and government relations. Since 2005 he served as the General Manager of Koza Gold.

Zafer Kara

Assistant General Manager, Mining and Geology

He has served as Assistant General Manager responsible for Mining and Geology since march 2007, but has worked for all of our predecessor entities since 1988. He has more than 20 years of mining experience, including from Newmont and Normandy, as a mine and exploration geologist. Additionally, he has been involved in exploration projects in Iran, Kazakhstan, Ghana and Australia. He is a member of Australian Institute of Geoscientists.

Özlem Özdemir

Assistant General Manager, Finance and Commercial

She has Bachelor's degree in Business Administration and serves the Company as CFO since 2007. She has worked for all of the predecessor entities since 1996. She served Newmont as the Financial Controller being responsible for the preparation of the budgets, forecasts and financial reports in accordance with US GAAP and Turkish Accounting Standards.

Serhan Umurhan

Assistant General Manager, Technical

He serves as Assistant General Manager, Technical, and is responsible for gold processing facilities, maintenance, environmental compliance and the assay laboratory. Between 2001 and 2005 he served in various positions with Normandy and Newmont during their respective ownership of Ovacık, including as project and infrastructure manager. He graduated in 1997 with a B.Sc. degree in Electrical and Electronical Engineering.

Hayrettin Öđüt

Assistant General Manager, Administration

He serves as Assistant General Manager of human resources, public relations and administration. Between 1993 and 2005, he worked for Newmont and Normandy as their respective public relations manager. He obtained a B.Sc. degree in Chemistry.

Cemalettin Çetin

Assistant General Manager, Security

He serves as the Assistant General Manager in charge of security. He has held various management positions in the public and private sectors. He has held senior management positions at İpek since 2001. He obtained a Bachelor's degree in Mechanics.

Okan Bayrak

Assistant General Manager, Investor Relations

Okan Bayrak, an Assistant General Manager in charge of Investor Relations in our Company has graduated from the Department of Economics of Middle East Technical University in 1995. He joined the Capital Market Board as an Expert in the same year. He has held an office as an Expert at CMB Partnership Finance Department in May 1999. Between 2002 - 2003, he has participated in the training programs covering US stock exchange arrangements, financial institutions and capital markets at the Wharton School of the University of Pennsylvania. On December, 2007, he started to work as a Deputy Head at the Department of Capital Market Board.

Okan Bayrak joined Koza Gold Operations as an Assistant General Manager in May 2010.

Financial Review

- Production increased to 338 koz in the twelve months of 2012 by 11.1% when compared to 304 koz in the twelve months of 2011.
- Revenue increased to TL 1,043.1 million in the twelve months of 2012 by 29.5% when compared to TL 805.8 million in the twelve months of 2011.
- EBIT increased to TL 709.0 million in the twelve months of 2012 by 34.7% when compared to TL 526.5 million in the twelve months of 2011.

Production

We are a leading Turkish Gold Mining Company based on gold production of approximately 338.182 ounces in the twelve months of 2012. As at December 31, 2012 we had 53 operating licences and 406 exploration licences throughout Turkey.

We currently have three processing plants. Our first processing plant at Ovacık has been operating since 2001. The plant is currently processing 900,000 tpa. In the twelve months of 2012 we produced 125,5 koz of gold and 51,2 koz of silver from Ovacık processing plant. Our second processing plant at Mastra has been commissioned in 2009 and has been operating since March 2009. It is currently processing around 480,000-540,000 tonnes per year. In the twelve months of 2012 we produced 106,6 koz of gold and 28,7 koz of silver from Mastra processing plant. Our third processing plant, Kaymaz, started production in September 2011. In the twelve months of 2012 we produced 106,1 koz of gold and 73,0 koz of silver from Kaymaz processing plant. We produced 338 koz of gold in total in the twelve months of 2012 with an increase of 11,1% from 304 koz of gold in the twelve months of 2011.

The increase in gold production in 2012 resulted principally from the production startup at Kaymaz processing plant and underground mining operations at Çukuralan.

Revenues

Our revenues increased by TL 237.3 million, or 29.5% to TL 1.043,1 million for the twelve months ended 31 December 2012 from TL 805.8 million for the twelve months ended 31 December 2011. We sold 345.268 ounces of gold in the twelve months of 2012 compared to 294.639 ounces of gold in the twelve months of 2011, a 17,2% increase. Attributable production of 338koz was higher than the twelve months of previous year, 304koz. The average realized price per ounce for gold sold was TL 2,990.84 (\$1,668.31) in the twelve months of 2012 compared to TL 2,707.83 (\$1,592.95) in the twelve months of 2011. We have generated TL 8.2 million TL revenue from by product sales.

Cost of sales

Our cost of sales increased by TL 44.8 million or 23.4% to TL 236.8 million from TL 192.0 million in the twelve months of 2012. Royalty costs decreased by TL 5.3 million, to TL 16.7 million in the twelve months of 2012 from TL 22.0 million in the twelve months of 2011. The royalty costs decreased because there is no actual mineral rights payments for Mastra in 2012. Staff costs increased by TL 10.6 million, or 49.9% to TL 31.9 million in the twelve months of 2012 from TL 21.3 million in the twelve months of 2011. This increase was mainly attributable to additional employees hired by us in connection with the commencement of operations at our Çukuralan open pit, underground mining operations and Kaymaz processing plant and to a lesser extent an overall increase in wages which was generally in line with inflation. Direct material costs increased by TL 11.4 million, or 52.6% to TL 33.1 million in the twelve months of 2012 from TL 21.7 million in the twelve months of 2011. Maintenance costs increased by TL 8.3 million, or 51.0% to TL 24.4 million in the twelve months of 2012 from TL 16.1 million in the twelve months of 2011. Utilities increased by TL 8.9 million, or 100.9% to TL 17.6 million in the twelve months of 2012 from TL 8.7 million in the twelve months of 2011. Increases in the general production, maintenance and energy expenditures have been mainly due to start of production at Çukuralan underground facilities and Kaymaz processing plant in 2011 and also escalating unit prices of electricity and fuel in 2012.

Cash cost was 674 TL (US\$376) per ounce in the twelve months of 2012, and 600 TL (US \$359) per ounce in the twelve months of 2011. The reason of this increase is mainly because of the rising of the cost elements due to inflation and decrease of the average processed gold grade at Ovacık and Mastra processing plants.

Selling and Marketing Costs

Our selling and marketing costs increased by TL 0.1 million or 5.6% to TL 2.1 million from TL 2.0 million in the twelve months of 2012. The reason of this increase is mainly because of growth in sales figures.

General Administrative Expenses

Our general administrative expenses increased by TL 18.7 million, or 43.3% to TL 61.8 million in the twelve months of 2012 from TL 43.1 million in the twelve months of 2011. Our personnel costs increased by TL 3.2 million, or 16.9% to TL 22.1 million in the twelve months of 2012 from TL 18.9 million in the twelve months of 2011.

These increases are mainly because of expanding production facilities throughout the Turkey and escalating personnel and other cost elements.

Exploration Costs

Exploration costs increased by TL 0.1 million, or 0.2% to TL 26.6 million in the twelve months of 2012 from TL 26.5 million.

Net Profit for the Period

As a result of the foregoing, our net profit for the twelve months of 2012 increased by TL 181.6 million, or 39.4% to TL 642.1 million from TL 460.5 million in the twelve months of 2011. Our profit margin for the twelve months of 2012 increased to 61.6% from 57.1% in the twelve months of 2011. This stemmed from production (2012 12m: 338koz, 2011 12m: 304koz) and gold price increase (2012 12m: \$1,668.31/oz – TL 2,990.84/oz, 2011 12m: \$1,592.95/oz TL 2,707.83/oz) in 2012.

Capital Expenditures

We primarily incur capital expenditures to build new mines and processing plants, expand, upgrade and improve existing mines, processing plants, and related infrastructure, purchase mining and processing equipment to replace aged, inefficient, or obsolete machines and explore our licence areas for new resources. Furthermore, during 2012 we have performed land acquisitions related to Himmetdede and Söğüt projects that we are planning to commence production at 4th quarter of 2013. Our mining and non-mining capital expenditures for the twelve months of 2012 are as below with comparison the twelve months of 2011. As operation has started in Çukuralan, there is an increase in the capital expenditure.

Thousands of TRY	2012 – 12m	2011 – 12m
Ovacık	11,960	21,482
Mastra	40,308	30,304
Küçükdere	0	69
Kaymaz	27,417	59,597
Çukuralan	64,235	54,510
Himmetdede	23,143	0
Söğüt	11,873	0
Other	6,093	14,889
Total	185,030	180,852

Cash flow

Net cash generated from operating activities increased by TL 348.1 million or 60.1% to TL 927.5 million for the twelve months ended 31 December 2012 from TL 579.4 million for the twelve months ended 31 December 2011. Earnings before tax increased by TL 223.1 million mainly as a result of increased gold sales by increased gold production and gold price. Our corporate tax for the twelve months of 2012 has increased to 121.6 M TL from 99.8M TL due to the higher revenue in the twelve months of 2012 when compared to the twelve months of 2011. The increase resulted from the start-up production in Kaymaz Mine, and high gold prices. (Average gold price for the twelve months of 2012 was (TL 2.990,84 - \$1.668,31); average gold price for the twelve months of 2011 was TL 2.707,83 (\$1.592,95) Currently, we are financing our capital expenditures from cash that we are generating from operations.

RATIOS	31 December 2012	31 December 2011
Net Sales	1,043,145	805,799
EBIT	709,043	526,543
EBITDA	795,338	605,468
Net profit	642,124	460,494
EBITDA Margin	76.2%	75.1%
Liquidity Ratios		
Current Ratio	11.8	5.1
Quick Ratio	11.0	4.7
Cash ratio	10.7	4.5
Financial Leverage Ratios		
Debt Ratio	0.1	0.2
Debt-to-Equity Ratio	0.1	0.2
Profitability Ratios		
Return On Equity	0.5	0.5
Return On Assets	0.4	0.4
EBIT/Sales	0.7	0.7
Net profit/Sales	0.6	0.6

Investment Policy

Exploration activities of the Company consist of exploring new gold and silver deposits, calculating resources by sampling and modelling; and directing the pre-production process for the areas that are economically feasible. Company's exploration team is continuously exploring the potential areas. In case of any positive result, the Company applies for an exploration licence, and the exploration team is sampling and modelling the licenced area. All the samples taken are analyzed by the Company and by the international consultants for resource calculation. If any economically feasible resource deposit is explored, the production is planned by a construction of a new process plant or by processing the ore in the nearest hub.

Dividend Policy

Our company firstly aims to grow in present areas of production and operational facilities, to make strategic investments in new gold fields and to weigh on exploration activities within current exploration licenses. Within this framework, our Company has been targeting to meet all these investments by cash inflow derived from production areas

Within the framework of strategically targets, growth trend, investment policies, profitability and cash status and the provisions of Turkish Trade Act, Capital Market Regulations, Taxation Regulation and relevant clause of our principal contract related to the distribution of profit, Our Company will pay the dividend in the form of cash and/or unpaid shares in minimum proportion of it as basically specified by the Capital Market Board. The dividend, which will be distributed in pursuant to the decision to be taken at General Board meeting may be paid in full or in the form of unpaid shares or be determined to be as partially in cash and unpaid shares.

In parallel with the profit distribution policy of the recent years, it is always possible for the Board of Directors to decide proportion of profit distribution to be above the minimum ratio and submit this to the General Board for the approval.

Payments of dividend will be effected within the legal period based on the articles of associations and the decisions taken at the General Board Meeting on 04 May 2012.

Financial Risk Management

Liquidity risk

Prudent liquidity risk management implies maintaining sufficient cash and cash equivalents, the availability of funding through an adequate amount of committed credit facilities and the ability to close out market positions. Due to the dynamic nature of the underlying businesses, existing and prospective debt requirements, the Group treasury aims to maintain flexibility in funding by keeping committed credit lines available. The ability to fund the existing and prospective debt requirements is managed by maintaining the availability of adequate committed funding lines from high quality lenders.

In addition, the Group's liquidity management policy involves projecting cash flows, considering the level of liquid asset, monitoring balance sheet liquidity ratios against the budgets, maintaining debt financing plans. Cash flow forecasting is performed for each operating mines and aggregated by the Group treasury and finance. Such forecasting takes into consideration the Group's financing plans.

Foreign exchange risk

As the Group's trade receivables and bank borrowings are mainly denominated in USD, foreign exchange risk arises when future commercial transactions or recognised assets or liabilities are denominated in a currency that is not the Group's functional currency. The price in global gold market predominately is USD which also exposes the Group to the foreign

exchange risk. The Group is exposed to foreign exchange risk through the impact of rate changes on translation into TL of foreign currency denominated assets and liabilities. These risks are monitored by analysis of the foreign currency position.

Price risk

The main operational risk is derived from gold price risk. Gold price risk arises from the risk of an adverse effect on current or future earnings resulting from fluctuations in the price of gold. The profitability of the Group's operations, and the cash flows generated by those operations, are affected by changes in the market price of gold, such that a fall in the price of gold relative to the Group's operating cost of production for any period may lead to a decrease in operational profitability of the Group. The Group does not anticipate that prices in global gold markets will decrease significantly in the foreseeable future, and therefore, has not entered into derivative or other contracts to manage the risk of a decline in prices in global gold markets. Furthermore, the Group reviews its outlook for the market prices regularly in considering need for active financial risk management. This risk is closely monitored by analysis of the prices in global gold markets.

Interest rate risk

The Group's interest rate risk arises mainly from long-term borrowings. Borrowings issued at variable rates and other interest bearing liabilities expose the Group to cash flow interest rate risk which is partially offset by interest bearing assets. The interest rate risk is partially managed through the balancing of assets and liabilities that are responsive to the fluctuations in interest rates.

Credit risk

Credit risk arises from cash and cash equivalents, deposits in banks and financial institutions, as well as credit exposures to customers, including outstanding receivables and committed transactions. Risk control assesses the credit quality of the customer, taking into account its financial position, past experience and other factors. As the Group sells the does to only refineries, one in Turkey other in Europe, with a maturity of less than one month, the credit risk for the Group is very low. The Group management, in line with the past experiences, there were never defaults or delays in payments, thus, believes that the credit risk is well managed and monitored effectively and credit risk is limited to carrying amounts of the financial assets.

Personnel

Personnel details are below:

Location	2008	2009	2010	2011	2012
Ovacık Exploration	18	51	81	46	78
Ovacık Production	158	134	139	116	106
Ovacık Other	236	213	207	169	176
Head Office				106	130
Mastra Mine Geology	11	21	20	22	25
Mastra Production	71	145	131	136	144
Mastra Other	101	107	117	119	128
Küçükdere Mine Geology	7	8	-	-	-
Küçükdere Production	11	14	-	-	-
Küçükdere Other	18	18	10	-	-
Kaymaz Mine Geology	-	-	10	17	16
Kaymaz Production	-	-	4	40	50
Kaymaz Other	-	-	22	84	110
Cukuralan Mine Geology	-	-	11	18	18
Cukuralan Production	-	-	24	79	83
Cukuralan Other	-	-	38	72	90
TOTAL	631	711	814	1.024	1.154

Incentives

The Province of Gumushane where Mastra Gold Mine is situated has been one of the provinces which are covered under Investment and Employment Incentive Act 5084. 80% of the income tax is borne by the Treasury. The amount met by the Treasury must not exceed 80% of the sum as calculated by multiplying number of employees with income tax commuted on the minimum wage. Minimum living reduction total for the personnel calculated should be deducted from this amount. We also benefit from Employer incentive premium applied within the same Act.

For our workplaces other than Gumushane, we also benefit 5% employer premium incentive based on the Act 5510.

Incentive certificates, by which we benefited from reduced corporate tax in the year 2012 are as follow:

As 10% of the investment has been completed as at 31.12.2010 for investment granted with Incentive Certificate at Çukuralan, contribution rate to investment is 20% and corporate tax reduction rate is 50%.

As 10% of the investment has been completed as at 31.12.2010 for investment granted with Incentive Certificate at Kaymaz, contribution rate to investment is 20% and corporate tax reduction rate is 50%.

In addition to the above mentioned incentive certificates, the Company has been working on the new incentive certificates within "Decree on Investment Grants by State" which came into force on 15 June 2012 by decree of the Cabinet of Ministers no:2012/3305.

Events after date of Balance Sheet

No further events have taken place.

Changes in the Articles of Association

It has been decided unanimously to change the Articles of Association in accordance with Capital Market Board Communiqué on the Determination and Implementation of the Corporate Governance Principles on Board of Directors meeting held on March 12, 2012.

As approved by the letter of Capital Market Board dated 10.04.2012 and no: B.02.6.SPK.0.13.00-110.03.02-1023-4021 and permitted by the letter of General Directorate of Internal Trade of the Customs and Trade Ministry of Republic of Turkey dated 10.04.2012 and no:2592, the amendments have been made on the Articles of Association with clauses of 7, 7/B,9,11,13 and 19; clause 7/a was cancelled ; and clauses 7.2 and 7.9 were included.

BALANCE SHEETS

AT 31 DECEMBER 2012 AND 31 DECEMBER 2011

(Amounts are expressed in thousands of Turkish Lira ("TL") unless otherwise indicated)

	31 December 2012	31 December 2011
ASSETS		
Current assets:	1,026,792	667,740
Cash and cash equivalents	927,526	579,356
Trade receivables	646	10,151
Trade receivables from related parties	433	5,800
Other trade receivables	213	4,351
Other receivables	17,375	13,230
Other receivables from related parties	-	77
Other receivables	17,375	13,153
Inventories	70,913	56,626
Other current assets	10,332	8,377
Non-current assets:	541,940	394,914
Trade Receivables	62,968	-
Trade receivables from related parties	62,968	-
Investment properties	10,630	-
Property, plant and equipment	445,770	366,196
Intangible assets	1,400	767
Goodwill	14,017	14,017
Deferred income tax assets	-	9,727
Other non-current assets	7,155	4,207
TOTAL ASSETS	1,568,732	1,062,654

BALANCE SHEETS

AT 31 DECEMBER 2012 AND 31 DECEMBER 2011

(Amounts are expressed in thousands of Turkish Lira ("TL") unless otherwise indicated)

	31 December 2012	31 December 2011
LIABILITIES		
Current liabilities:	86,963	130,028
Borrowings	6,905	18,143
Trade payables	33,099	32,220
Trade payables to related parties	6,648	283
Trade payables to other parties	26,451	31,937
Other payables	1,835	1,956
Other payables to related parties	10	235
Other payables	1,825	1,721
Current income tax liabilities	20,746	39,808
Provisions	19,132	30,228
Other Current liabilities	5,246	7,673
Non-current liabilities:	81,763	63,174
Borrowings	-	7,265
Other Liabilities	24,543	25,127
Other payables to related parties	14,738	14,738
Other payables	9,805	10,389
Provisions	45,102	28,412
Deferred tax liability	9,363	-
Provision for employment benefits	2,755	2,370
TOTAL LIABILITIES	168,726	193,202
EQUITY	1,400,006	869,452
Share capital	152,500	152,500
Adjustment to share capital	3,579	3,579
Legal reserves	73,044	57,923
Effect of gain of shares between transactions under common control	-	(3,647)
Accumulated losses/Retained earnings	528,759	198,603
Net period income	642,124	460,494
TOTAL LIABILITIES AND EQUITY	1,568,732	1,062,654

**STATEMENTS OF COMPREHENSIVE INCOME
FOR THE PERIODS ENDED 31 DECEMBER 2012 AND 31 DECEMBER 2011**

(Amounts are expressed in thousands of Turkish Lira ("TL") unless otherwise indicated)

	1 Jan - 31 Dec 2012	1 Jan - 31 Dec 2011
Revenue	1,043,145	805,799
Cost of sales	(236,832)	(191,961)
Gross profit	806,313	613,838
General administrative expenses	(61,792)	(43,129)
Exploration costs	(26,582)	(26,532)
Selling and marketing costs	(2,134)	(2,020)
Other operating income	5,588	1,892
Other operating expenses	(12,350)	(17,506)
Operating profit	709,043	526,543
Finance income	96,758	69,881
Finance expense	(23,019)	(36,779)
Profit before taxation on income	782,782	559,645
Taxation on income	(140,658)	(99,151)
Income tax Expense	(121,568)	(99,884)
Deferred Tax Income	(19,090)	733
Profit for the year	642,124	460,494
Other comprehensive income for the period/year, net of tax	-	-
Total comprehensive income for the period/year	642,124	460,494
Earnings per share	4.2106	3.0196

STATEMENTS OF CASH FLOWS

FOR THE PERIODS ENDED 31 DECEMBER 2012 AND 31 DECEMBER 2011

(Amounts are expressed in thousands of Turkish Lira ("TL") unless otherwise indicated)

	1 January - 31 December 2012	1 January - 31 December 2011
Cash flows from operating activities:		
Profit before taxation on income	782,782	559,645
Adjustments to reconcile profit to net cash generated from operating activities:		
Depreciation and amortisation	91,576	76,010
Interest income	(73,589)	(28,474)
Interest expense	844	1,068
Provision for employment benefits	3,684	645
Provision for royalty and state mining right	18,444	18,229
Exploration costs	26,582	26,532
Provision for environmental rehabilitation, reclamation of mining areas and mine closure	(2,792)	1,092
Gain from sales of property, plant and equipment and intangible assets- net	(1,417)	(792)
Taxes paid	(140,630)	(75,912)
Unrealized foreign exchange expenses	(2,579)	6,851
Net cash generated before changes in assets and liabilities	702,905	584,894
Changes in assets and liabilities:		
Increase/(decrease) in trade receivables	681	(104)
Increase in inventories	(14,287)	(11,042)
Increase in due from the related parties- trade receivables	5,367	(4,412)
Increase in other assets and receivables	(3,968)	(4,939)
(Decrease)/increase in trade payables	(5,484)	12,177
Increase/(decrease) in due to the related parties- trade receivables	6,365	(364)
Decrease in other short term liabilities	(19,862)	(6,736)
Payment for rehabilitation activities	(759)	(500)
Payment for exploration activities	(26,134)	(26,132)
Payment for employment benefits	(3,299)	(250)
Foreign exchange (losses)/gains on cash and cash equivalents	3,584	(6,037)
Net cash generated from operating activities	645,109	536,555
Cash flows from investing activities:		
Interest received	71,380	26,511
Purchases of property, plant and equipment and order advances given	(242,172)	(161,675)
Proceeds from sales of property, plant and equipment and intangibles	3,541	1,141
The cash out of during the acquisition of subsidiaries	-	10,396
Changes in non-trade receivables from the related parties	77	(77)
Net cash used in investing activities	(167,174)	(123,704)
Cash flows from financing activities:		
Redemption of bank borrowings	(13,660)	(12,901)
Interest paid	(951)	(1,033)
Loans granted by the related parties – non-trade payables	-	225
Dividends paid	(111,570)	(22,515)
Net cash used in financing activities	(126,181)	(36,224)
Net increase in cash and cash equivalents	351,754	376,627
Cash and cash equivalents as of 01 January	579,356	196,692
Foreign exchange gains/(losses) on cash and cash equivalents	(3,584)	6,037
Cash and cash equivalents at the end of year	927,526	579,356

**STATEMENTS OF CHANGES IN EQUITY
FOR THE PERIODS ENDED 31 DECEMBER 2012 AND 31 DECEMBER 2011**

(Amounts are expressed in thousands of Turkish Lira ("TL") unless otherwise indicated)

	Share Capital	Adjustment to Share capital	Legal Reserves	Acquisition of businesses under common control	(Accumulated losses)/ Retained earnings	Net Period income	Total Equity
1 January 2012	152,500	3,579	57,923	(3,647)	198,603	460,494	869,452
Transfer of prior year net period income to accumulated losses	-	-	-	-	460,494	(460,494)	-
Separation of legal reserve	-	-	15,121	-	(15,121)	-	-
Legal Merge	-	-	-	3,647	(3,647)	-	-
Dividend payment	-	-	-	-	(111,570)	-	(111,570)
Total Comprehensive Income	-	-	-	-	-	642,124	642,124
31 December 2012	152,500	3,579	73,044	-	528,759	642,124	1,400,006
31 December 2010 - as resatated	152,500	3,579	44,335	-	2,654	235,552	438,620
Dividend paid to key management from the profit for the year 2010	-	-	-	-	-	(3,500)	(3,500)
1 January 2011 - restated	152,500	3,579	44,335	-	2,654	232,052	435,120
Transfer of prior year net period income to retained earnings	-	-	-	-	232,052	(232,052)	-
Separation of legal reserve	-	-	13,588	-	(13,588)	-	-
Acquisition of businesses under common control	-	-	-	(3,647)	-	-	(3,647)
Dividend payment	-	-	-	-	(22,515)	-	(22,515)
Total Comprehensive Income	-	-	-	-	-	460,494	460,494
31 December 2011	152,500	3,579	57,923	(3,647)	198,603	460,494	869,452

Operational Review

- 304 koz gold production in the twelve months of 2011, 338 koz gold production in the twelve months of 2012.

We currently own four operating mines: an Underground mine at Ovacık, a mine at Mastra where we utilise both underground and open pit mining methods, a mine at Çukuralan where we utilise both underground and open pit mining methods and an open pit mine in Kaymaz. Himmetdede project construction has started in 4th quarter of 2012. Our mining operations at Küçükdere, an open pit mine located 80 km from the Ovacık Mine, completed in March 2010 and rehabilitation work is continuing. Upon completion of rehabilitation works, the area has been returned to Ministry of Forestry.

As feasibility, we have Mollakara Project near city of Ağrı which is in the North east of Turkey. In addition to this, and within our own properties, we have 14 projects ranging from early developed to exploration stages with resources estimates have been completed. We are currently focused on developing our resources in the exploration areas at Ovacık, Mastra, Kaymaz, Çukuralan, Himmetdede, Söğüt, and Diyadin.



Mining Operations

Ovacık

The Ovacık mine is located near Ovacık village in western Turkey, approximately 100 km north of İzmir. It is an underground complex. Material from the open pit operation was depleted in September 2007. The open pit has been partially backfilled and no further production is currently planned. The current underground ore reserves give operations at Ovacık an expected lifespan through the end of January 2018; however drilling is currently being undertaken with the aim of increasing the ore reserve at depth to extend the mine life.

The table below presents an overview of our mining operations at the Ovacık mine:

	2012 Jan-Dec	2011 Jan-Dec
Ore mined (t)	153.139	204.313
Underground (t)	153.139	204.313
Au average head grade (g/t)	4,58	5,12
Ag average head grade (g/t)	3,82	4,17

The table below presents an overview of our processing operations at Ovacık (including processing ore from Çukuralan):

	2012 Jan - Dec	2011 Jan - Dec
Ore milled (t)	876.185	832.777
Recovery rate, Au %	94,86%	94,91%
Au Grade (g/t)	4,67	5,01
Au poured (oz)	125.465	124.747
Ag poured (oz)	51.159	52.936

The Ovacık processing plant is our regional processing hub for ore located in the Ovacık area. It is currently operating mainly on feed from the Çukuralan ore stockpile along with some materials from the Ovacık underground mine. Ore production at Çukuralan project's open pit and underground site commenced in the last quarter of 2010 and in August 2011 respectively.



Mastra

Our mining operations at Mastra are located 80 km south of the Black Sea, in northeastern Turkey. Mastra comprises both open pit and underground mining operations. Mining operations at the Mastra main open pit was completed in December 2011. New open pit activities have been started in 2012. In 2012, second underground mining operation started with an underground contractor.

The table below presents an overview of our mining operations at the Mastra mine:

	2012 Jan-Dec	2011 Jan-Dec
Ore mined (t)	287.102	431.760
Open pit (t)	89.003	248.788
Underground (t)	198.099	182.972
Au average head grade (g/t)	6,77	10,50
Ag average head grade (g/t)	6,55	3,75

The table below presents an overview of our processing operations at Mastra:

	2012 Jan-Dec	2011 Jan-Dec
Ore milled (t)	519.340	528.516
Recovery rate, Au %	93,80%	94,90%
Au Grade (g/t)	6,62	10,12
Au poured (oz)	106.638	163.149
Ag poured (oz)	28.719	24.498

Plant throughput is currently around 40,000-45,000 tpm.



Çukuralan

Çukuralan is in the Ovacık area and is located approximately 40km northwest of the Ovacık mine. This exploration property is low sulfidation, epithermal gold vein system. Since 2005, we performed extensive work on the project, including detailed mapping, stream sediment and soil sampling, resulting in identification of a vein system. Open pit mining ore at Çukuralan started in last quarter of 2010. Underground activities started on February 2011 and ore production began on August 2011. The ore is transported 40 km on trucks to the Ovacık processing plant. The project Environmental Impact Assessment(EIA) report was issued in September 2009 and the relevant EIA affirmative certificate has been granted to begin deforestation of the pit area. We are following the Küçükdere model for grade control, contract mining and stockpile management.

	2012 Jan-Dec	2011 Jan-Dec
Ore mined (t)	753.813	577.040
Open pit (t)	632.714	543.126
Underground (t)	121.099	33.914
Au average head grade (g/t)	4,92	5,82
Ag average head grade (g/t)	2,71	3,58

We are transporting high grade and run-of-mine ores to the Ovacık processing plant based on demand and stockpiling surplus low grade material for processing at a later date. The current production schedule is based on a 50,000 tpm total mining rate with a stripping ratio of 13:1 (waste:ore). Also, 16.000 tpm production is planned from underground operations.

Kaymaz

The Kaymaz project is located in north western Turkey, approximately 150 km from Ankara. The Kaymaz deposits comprise a number of different mineralisation styles, including manto-type mineralisation, quartz stock works, quartz veinlets and episodic brecciation adjacent to the granite dike. Open Pit mining at our Kaymaz Project started in March 2011. Kaymaz operation has 4 different open pit areas, that are Damdamca, Mainzone, Mermerlik and Kızılağıl. The construction of our third processing plant at Kaymaz has been completed and test production has commenced in September 2011. We have elected to use a processing plant flowsheet and design almost identical to those installed at Ovacık and Mastra. It is envisaged that after the test period the Kaymaz processing plant will be able to process around 50 tph and this will result in an annual nominal treatment rate of around 400,000 tpy. We are currently targeting gold recoveries of around 88.0%.

The table below presents an overview of our mining operations at the Kaymaz mine:

	2012 Jan-Dec	2011 Jan-Dec
Ore mined (t)	521.657	264.248
Open pit (t)	521.657	264.248
Au average head grade (g/t)	8,06	7,15
Ag average head grade (g/t)	6,58	6,79

The table below presents an overview of our processing operations at Kaymaz:

	2012 Jan-Dec	2011 Jan-Dec
Ore milled (t)	482.558	98.062
Recovery rate, Au %	86,70%	88,60%
Au Grade (g/t)	7,99	5,68
Au poured (oz)	106.078	13.902
Ag poured (oz)	72.971	20.226

Construction Projects

Himmetdede

The Himmetdede project was discovered by Koza. The property is identified as thrust related low sulfidation epithermal mineralization. Drilling works are underway for testing the proven areas which were found by geophysical methods carried on the region. All of the required technical performances, permits and ensuring the heavy equipment for open-pit production have come to an end.

Operations for possible ore enrichment methods on gold extraction according to the deposit's tenor and mineralogy are still in progress. As in Mollakara project, Himmetdede project will also have a central processing plant to cover nearby deposits. In 2010, first phase operations of the rock mechanics for Himmetdede Project has been completed. Required metallurgical tests and process designing have been completed by McClelland company in USA. The pre-feasibility works of the Heap Leach facility has been completed by SRK, and final phase design studies are in progress. The EIA report has been granted in March 2012 and about 90% of the land acquisitions have been completed. As a result of the detailed prefeasibility performances, which were prepared by Koza and approved by SRK, Himmetdede reserve studies were completed in December 2012.

The anticipated reserve quantity is 27 million tons of gold mine ore, an average of 0,68 g/t gold grade and an estimation of 583.000 ounces of gold. Process plant and leach pad constructions started in 4th quarter of 2012 and the production is expected to start in 4th quarter of 2013.

Himmetdede ore deposit offers very suitable conditions in terms of its location, land conditions and logistic capabilities and and other mining activities.

Feasibility Projects

Mollakara

The Mollakara Project is approximately 55 km southeast of Ağrı adjacent to the village of Mollakara and is located in Diyadin area in Eastern Anatolia. The Mollakara Project was held by Newmont between 2005 and 2008 but now it is fully held by Koza. Mineralisation at Mollakara is both structurally and lithologically controlled. This project is made up of two regions which are oxide and sulfate.

This is currently a focus for our exploration activities at Mollakara because there is a huge amount of expanding and improving potential of this site which is currently constituting most of our reserves. Even with the recent explorations, the ore quantity in the area is still not certain. That basically means the deposit may be suitable for expanding on every side. Exploration at Mollakara will include deeper drilling, additional mapping and resource modeling.

Depending on the grade and mineralogy of the deposit, heap leaching is likely to be used for gold extraction. We plan to set up heap leach facility at Mollakara to serve as a central processing plant for other nearby deposits as well. We have already started the works on Mollakara project including pre-feasibility. The works carried out by SGS and the first stage of rock mechanics were completed.

At the end of 2012, Mollakara oxide reserve studies have been completed. Calculated reserve is 14,9 mt @ 0,78 g/t Au and 0,20 g/t Ag and containing gold is 373.000 oz.

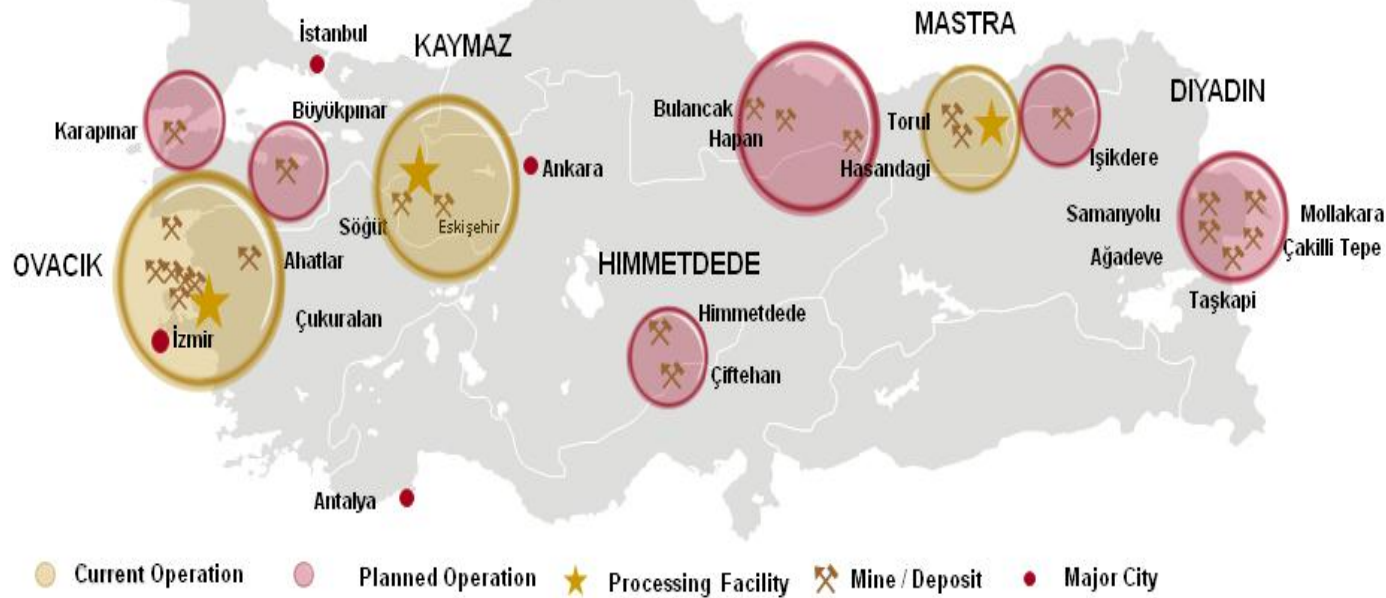
Reserves and Resources

As 31 December 2012, we had 53 operating licences and 406 exploration licences throughout Turkey in the Aegean and Marmara regions, the Black Sea region and Central and Eastern Anatolia.

We have a feasibility stage project, Mollakara, located near Ağrı in the north-east of Turkey. In addition our properties also include 14 exploration projects in Turkey, ranging from early-stage to advanced exploration prospects with resource estimations completed in 2009. At most of our exploration prospects, mapping and sampling programmes are ongoing or completed and drilling and geophysical surveys have already commenced or are planned for 2012. Currently our exploration activities are focused on the expansion of resources surrounding our current and planned mining operations in Ovacık, Mastra and Kaymaz mine areas and in the Diyadin and Himmetdede exploration areas.

As a result of acquisitions and exploration activities, from our inception in March 2005 to 31 December 2011 our total gold resource base increased more than sixfold to 12.6 million ounces from 1.3 million ounces. Over the same period, our total reserve base increased to 3.7 million ounces from 0.4 million ounces, also benefiting from increasing gold prices. Almost half of the resources consist of inferred material. Therefore, Koza is planning to utilize 8 rigs during the year to continue exploration programme and to convert the inferred resources into the higher confidence categories of measured and indicated allowing economic assessments to be made on the resources.





- ☺ A Hub strategy = a central processing plant, surrounded by satellite mining operations
- ☺ A Hub strategy is central to Koza Gold achieving its production and resource objectives
 - Enables profitable acquisition and development of smaller, high-grade deposits, Significantly reduces capital costs
- ☺ Turkey remains largely untapped relative to regions with similar gold resource endowments
 - Combination of high-grade small deposits (e.g. epithermal veins) and lower grade large deposits (e.g. Porphyry)
- ☺ Koza Gold's local operating expertise is a distinct competitive advantage
 - The Ovacik Hub currently has one processing plant with two mining operations.
 - Our second processing plant is in operation at the Mastra Hub.
 - The third processing plant at Kaymaz started production on September 2011.
 - Construction of 4th processing plant Himmetdede was started in 4th quarter of 2012, and production will be commenced in 4th quarter of 2013.
 - 2 other potential areas for hubs have been identified – Diyadin, Hapan.
- ☺ Our current operations are supported by a significant pipeline of development and exploration projects
- ☺ Proven track record of discovering resources, with the intention of continuing to explore our large portfolio and advanced projects

RESERVES

31 December 2012	Tonnage	Grade Au		Ounces	
Proven Reserve	kt	g/t	Ag g/t	(Au Toz)	(Ag Toz)
Ovacık Underground	633.5	3.72	2.49	76	51
Çukuralan Underground	3,988.0	4.25	1.75	545	224
Open Pit	2,550.0	5.21	2.25	427	184
Mastra Underground	392.6	5.32	3.37	67	43
Open Pit	19.0	11.73	9.88	7	6
Kaymaz	1,454.0	4.07	4.98	190	233
Çoraklık Tepe	41.5	9.40	12.65	13	17
Ovacık Stockpile	26.5	4.00	4.46	3	4
Kaymaz Stockpile	190.0	8.13	6.79	50	41
Mastra Stockpile	21.0	5.86	7.43	4	5
Çukuralan Stockpile	113.5	3.96	2.56	14	9
Ovacık Tesis Stockpile	23.0	4.94	4.10	4	3
Kaymaz Tesis Stockpile	24.0	8.50	6.69	7	5
Mastra Tesis Stockpile	19.0	5.94	4.29	4	3
Kubaslar	0.0	0.00	0.00	0	0
Himmetdede	7,485.0	0.61	0.00	147	0
Mollakara	3,529.0	0.87	0.24	99	27
Sogut	0.0	0.00	0.00	0	0
Total Proven Reserve	20,510	2.51	1.30	1,656	856

31 December 2012	Tonnage	Grade Au		Ounces	
Probable Reserve	kt	g/t	Ag g/t	(Au Toz)	(Ag Toz)
Ovacık Underground	191.5	2.90	1.25	18	8
Çukuralan Underground	4,274.0	4.46	1.48	613	203
Open Pit	1,090.0	5.59	2.14	196	75
Mastra Underground	315.1	3.68	5.47	37	55
Open Pit	120.0	3.08	6.75	12	26
Kaymaz	1,960.0	4.90	5.49	309	346
Çoraklık Tepe	109.9	9.21	12.35	33	44
Ovacık LG Stockpile	122.0	1.39	1.45	5	6
Kaymaz LG Stockpile	71.3	0.91	3.05	2	7
Küçükdere LG Stockpile	389.1	1.36	6.28	17	79
Mastra LG Stockpile	196.3	1.10	2.98	7	19
Çukuralan LG Stockpile	375.6	0.85	1.12	10	14
Kubaslar	1,061.8	2.22	14.28	76	488
Himmetdede	19,325.0	0.70	0.00	436	0
Mollakara	11,387.0	0.75	0.19	275	70
Sogut	69.5	8.43	1.53	19	3
Total Probable Reserve	41,058	1.56	1.09	2,064	1,441

Total Proven and Probable Reserve	61,568	1.88	1.16	3,720	2,297
--	---------------	-------------	-------------	--------------	--------------

Mineral Resources (Inclusive of Reserves)

MINERAL RESOURCES

31 December 2012	Tonnage	Grade		Ounces	
Measured Resources	kt	Au g/t	Ag g/t	(Au Toz)	(Ag Toz)
Ovacık	2,310.50	4.90	3.29	364.00	244.00
Çukuralan Open Pit	4,519.20	5.76	2.49	837.00	362.00
Çukuralan Underground	2,842.90	3.94	1.70	360.00	155.00
Çoraklık Tepe	41.60	9.40	12.65	13.00	17.00
Gelintepe	0.00	0.0	0.0	0.00	0.00
Narlıca	0.00	0.0	0.0	0.00	0.00
Kiratlı	0.00	0.0	0.0	0.00	0.00
Kubaşlar	0.00	0.0	0.0	0.00	0.00
Kaymaz	1,589.10	3.95	4.86	202.00	248.00
Mastra Open Pit	21.70	10.45	9.09	7.00	6.00
Mastra Underground	647.30	7.42	4.40	154.00	92.00
Mastra North	0.00	0.0	0.0	0.00	0.00
Himmetdede Oxide	7,160.20	0.66	0.0	152.00	0.00
Himmetdede Sulfide	26.30	0.74	0.0	1.00	0.00
Mollakara Oxide	2,941.90	0.80	0.21	76.00	20.00
Mollakara Transition	606.65	1.21	0.36	24.00	7.00
Mollakara Sulfide	9,682.20	1.09	0.18	340.00	55.00
Işıkdere	0.00	0.0	0.0	0.00	0.00
Söğüt	0.00	0.0	0.0	0.00	0.00
Ovacık Rom	26.50	4.00	4.46	3.00	4.00
Çukuralan RoM	113.50	3.96	2.56	14.00	9.00
Mastra Rom	21.00	5.86	7.43	4.00	5.00
Kaymaz Rom	160.40	9.05	7.09	47.00	37.00
Ovacık Mill	23.30	4.94	4.10	4.00	3.00
Mastra Mill	18.80	5.94	4.29	4.00	3.00
Kaymaz Mill	24.30	8.50	6.69	7.00	5.00
Ovacık LG	0.00	0.0	0.0	0.00	0.00
Çukuralan LG	0.00	0.0	0.0	0.00	0.00
Küçükdere LG	0.00	0.0	0.0	0.00	0.00
Mastra LG	0.00	0.0	0.0	0.00	0.00
Kaymaz LG	0.00	0.0	0.0	0.00	0.00
Total Measured Resources	32,807.0	2.48	1.21	2,615.0	1,278.0

MINERAL RESOURCES

31 December 2012	Tonnage	Grade		Ounces	
Indicated Resources	kt	Au g/t	Ag g/t	(Au Toz)	(Ag Toz)
Ovacik	1,070.90	3.13	1.82	108.00	63.00
Çukuralan Open Pit	1,763.30	5.85	2.27	332.00	129.00
Çukuralan Underground	4,618.70	5.23	1.84	777.00	273.00
Çoraklık Tepe	110.40	9.21	12.34	33.00	44.00
Gelintepe	0.00	0.0	0.0	0.00	0.00
Narlica	428.40	2.44	10.61	34.00	146.00
Kiratli	0.00	0.0	0.0	0.00	0.00
Kubaşlar	3,121.70	1.45	11.82	146.00	1,186.00
Kaymaz	2,169.60	4.65	5.36	324.00	374.00
Mastra Open Pit	22.20	7.04	6.45	5.00	5.00
Mastra Underground	625.30	4.77	7.76	96.00	156.00
Mastra North	296.70	2.02	5.72	19.00	55.00
Himmetdede Oxide	30,066.70	0.64	0.0	619.00	0.00
Himmetdede Sulfide	2,849.20	1.23	0.0	113.00	0.00
Mollakara Oxide	9,619.70	0.72	0.19	224.00	59.00
Mollakara Transition	2,869.10	0.82	0.22	75.00	20.00
Mollakara Sulfide	35,251.60	0.96	0.21	1,093.00	234.00
Söğüt	3,469.90	10.61	1.04	1,184.00	116.00
Işıkdere	103.50	1.59	9.49	5.00	32.00
Ovacık Rom	0.00	0.0	0.0	0.00	0.00
Çukuralan RoM	0.00	0.0	0.0	0.00	0.00
Mastra Rom	0.00	0.0	0.0	0.00	0.00
Kaymaz Rom	0.00	0.0	0.0	0.00	0.00
Ovacık Mill	0.00	0.0	0.0	0.00	0.00
Mastra Mill	0.00	0.0	0.0	0.00	0.00
Kaymaz Mill	0.00	0.0	0.0	0.00	0.00
Ovacık LG	122.00	1.39	1.45	5.00	6.00
Çukuralan LG	375.60	0.85	1.12	10.00	14.00
Küçükdere LG	389.10	1.36	6.28	17.00	79.00
Mastra LG	196.30	1.10	2.98	7.00	19.00
Kaymaz LG	60.10	0.91	3.11	2.00	6.00
Total Indicated Resource	99,611.30	1.63	0.94	5,227.0	3,015.0

MINERAL RESOURCES

31 December 2012	Tonnage	Grade		Ounces	
Inferred Resources	kt	Au g/t	Ag g/t	(Au Toz)	(Ag Toz)
Ovacik	315.90	3.61	1.76	37.00	18.00
Çukuralan Open Pit	271.70	5.12	2.23	45.00	19.00
Çukuralan Underground	3,492.50	5.45	2.14	612.00	240.00
Çoraklık Tepe	54.20	8.74	11.70	15.00	20.00
Gelintepe	59.80	3.12	5.99	6.00	12.00
Narlica	140.50	3.02	11.01	14.00	50.00
Kiratli	2,016.40	2.13	37.42	138.00	2,426.00
Kubaşlar	422.40	1.51	10.38	21.00	141.00
Kaymaz	1,394.90	3.50	4.30	157.00	193.00
Mastra Open Pit	0.30	3.35	11.53	0.00	0.00
Mastra Underground	558.40	5.94	6.21	107.00	111.00
Mastra North	25.10	2.33	5.34	2.00	4.00
Himmetdede Oxide	4,631.60	0.64	0.00	95.00	0.00
Himmetdede Sulfide	221.90	0.68	0.00	5.00	0.00
Mollakara Oxide	7,928.80	0.45	0.10	115.00	24.00
Mollakara Transition	5,361.30	0.65	0.12	113.00	21.00
Mollakara Sulfide	98,438.80	0.81	0.14	2,572.00	450.00
Işıkdere	430.70	1.61	5.49	22.00	76.00
Söğüt	3,053.50	6.40	0.52	628.00	51.00
Hasandağ	7,799.40	0.41	0.24	103.00	60.00
Total Inferred Resources	136,617.90	1.09	0.89	4,805.0	3,918.0

Corporate Governance Report

Corporate Governance Statement

Our Company in principal adopts "Principles of Corporate Governance" accepted by the resolution 35/385 of Capital Market Board on 04 July 2003. Company is aware that implementation of these principles will derive benefit for our company, stakeholders and ultimately our country. Therefore, our Company has initiated implementation of Corporate Governance principles.

SECTION I – SHAREHOLDERS

1. Relationship Unit with Shareholders

Our Company has set up an investor's relations unit to reach the investors. This section will be operated under the coordination of Okan Bayrak, Assistant General Manager, Investor Relations. It is full-time position for promoting it to domestic and international corporates and individuals, to inform them accurately, fully and correctly, to answer questions immediately. Interviews conducted for a position to assume responsibilities of this section are underway and appropriate candidate will soon be recruited for related position. This section will be available for individual and corporate investors by telephone, fax, e-mail at all times. Any significant developments in connection with company's business affairs if required will be shared with the public via press releases. It is planned the copies of press bulletins released and presentations shared by the research experts and all documents not in nature of trade secret of the company's affairs will be available on the internet. This section can be accessed at yatirimciiliskileri@kozagold.com and telephone no: 0312 587 1000 or fax no: 0312 587 1100

2. Right of receiving information of the investors

A section is reserved in the internet website under the heading of "Investors Relations". Without any prejudice, all information publicly disclosed are available on the website for shareholders who will have easily and equally access to company information. An internal operating system was set up to quickly reply any queries directed to Investors Relations Unit verbally or written within the information disclosed to the public.

3. Information on General Board Meeting

Following decisions were taken at the General Assembly held on 4 May 2012;

1. The Activity Report and Auditor's Report prepared by the Company's Board of Directors for the year 2011 were presented to the General Assembly and both reports were unanimously accepted.
2. The Balance of Statement and Profit/Loss accounts prepared by the Company's Board of Directors for the year 2011 were unanimously accepted.
3. Each member of the Board of Directors and the auditors were separately and unanimously acquitted.
4. Discussion was held on the distribution of the profits for the year 2011. Following decisions were reached by the majority of votes :

- to pay shareholders first cash dividend gross 94,834,452.36 TL and distribute cash dividend of net 14,225,167.85 to the members of the Board of Directors, elected to represent Group A,

- to set aside the amount of 10,143,462.02 TL as 2nd Tranche legal reserve and the amount of 334,890,486.24 TL as the extraordinary legal reserve fund and,

- to set the commencement date to be 15.05.2012 for distribution of dividends.

5. It was accepted by the majority of votes that Hamdi Akin İpek, Cafer Tekin İpek, Melek İpek and Pelin Zenginler, who were elected at the 2009 Annual General Assembly held on 07 May 2010 for period of 3 years to continue to hold offices and in addition to them, İsmet Kasapođlu and Yusuf Kyce to be elected as the independent members to the Board of Directors for a period of 1 year and election of İsmail Kkbulut and Enver İman to serve as the members of the Auditing Committee for one year each.

4. Voting Rights

The holders of Group A shares have right of privilege to nominate candidates for the Board of Directors and Auditor.

5. Profit Distribution Policy

Our company firstly aims to grow in present areas of production and operational facilities, to make strategic investments in new gold fields and to weigh on exploration activities within current exploration licenses. Within this framework, our Company has been targeting to meet all these investments by cash inflow derived from production areas

Within the framework of strategically targets, growth trend, investment policies, profitability and cash status and the provisions of Turkish Trade Act, Capital Market Regulations, Taxation Regulation and relevant clause of our principal contract related to the distribution of profit, Our Company will pay the dividend in the form of cash and/or unpaid shares in minimum proportion of it as basically specified by the Capital Market Board. The dividend, which will be distributed in pursuant to the decision to be taken at General Board meeting may be paid in full or in the form of unpaid shares or be determined to be as partially in cash and unpaid shares.

In parallel with the profit distribution policy of the recent years, it is always possible for the Board of Directors to decide proportion of profit distribution to be above the minimum ratio and submit this to the General Board for the approval.

According to the decisions taken at the General Board Meeting on 04 May 2012, payments of dividend will be distributed within the legal period to the members of the board representing Group A shareholders for the Company's performance, if net term profit as the result of Company's 2012 activities according to financial report prepared by IFRS is,

- under 400 million TL, 2% of net distributable profit;
- between 401 million TL and 450 million TL, 3% of net distributable profit;
- between 451 million TL and 500 million TL, 4% of net distributable profit;
- over 500 million TL, 5% of net distributable profit.

6. Transfer of Shares

Clause 6 of the Company's Articles of Association states: "Transfer of share certificates of the company is allowed provided that the provisions of Turkish Trade Code, Capital Market legislation and these articles of association are reserved".

SECTION II - PUBLIC DISCLOSURE AND TRANSPARENCY

7. Company's Information Policy

Koza Gold will observe and fulfill corporate governance principles mainly Capital Market Act and the arrangements related with this legislation and all kinds financial information and other explanations and announcements and generally accepted accounting principles within frameworks of Turkish Trade Act and its related procedures and follow a detailed Information and Public Disclosure Policy within this scope.

Basic aim of information policy is to ensure shareholders, employees, customers, creditors and stakeholders are disclosed information and explanations, not in the nature of trade secret, through easily accessible at low cost, accurate, complete, comprehensible at equal condition.

In connection with all practices of public informing, it complies with Capital Market procedures and arrangements of ISE and aims to implement most effective communication policy within CMB Corporate Governance Principles.

8. Disclosing Significant Events

09.01.2012 15:59:10

Special Event/Events to be disclosed:

A partnership agreement was signed between our Company and Teck Mining Industry and Trade Inc (Teck), a subsidiary of Teck Resources Ltd. for the purpose of developing Konakli Project located in Giresun.

Within the abovementioned agreement, Konakli metal Mining A.Ş was formed to develop the Konakli Project. Koza Group's participation has been 60% and Teck's has been 40%.

Konakli Copper Project rights of Koza Gold Operations A.Ş.was transferred to our Company. Furthermore, of the shares of Konakli Metal Mining A.S. with a capital of 50.000 TL part of 29.500 TL nominal value was transferred from Koza Gold Operations A.S.. to our Company. In return to this transfer, in the event of production commences at Konakli Project, 4% of the gross for our company's share will be given Koza Gold Operations as income share

Our Company will be the operator of Konakli Project.

10.01.2012 11:48:21

Acquisition of the Financial Fixed Asset

Date of Board of Director's Decision for Acquisition	:	09.01.2012
Title of Acquired Financial Fixed Asset	:	KONAKLI METAL MINING INDUSTRY AND TRADE INC.
Subject of Activity of the Acquired Financial Fixed Asset	:	MINING
Capital of Acquired Financial Fixed Asset	:	50.000,00 TL
Method of Acquiring the Financial Fixed Asset	:	CASH
Date of transaction completed/will be completed	:	09.01.2012
Acquisition Conditions	:	CASH
Nominal amount of Acquired Shares	:	29.500,00 TL
Purchasing Price per Share	:	1,00 TL
Total Amount	:	29.500,00 TL
Rate of Acquired Shares to the Capital of Financial Fixed Asset(%)	:	59,00
Rate of Share in the Financial Fixed asset after Acquisition (%)	:	59,00
Rate of Possessed Voting Rights to the Total Voting Rights in the Financial Fixed Asset (%) after acquisition	:	59,00
Rate of Acquired Financial Fixed Asset to the Partnership's total Assets in the Last Financial Statement disclosed to the Public(%)	:	0,01
Partnership's effects to the activities.	:	-,-
Whether or not a Liability has occurred for a Call	:	No
If so, whether or not an application for exemption will be made	:	No
Name/Title of the Seller/Transferor	:	KOZA GOLD OPERATIONS.(28.500,00 TL),HAMDI AKIN İPEK(495,00 TL),CAFER TEKİN İPEK(495,00 TL)
Nature of Partnership's relationship with the Seller/Transferor	:	AFFILIATED PARTNERSHIP - PARTNER
Method of Determining the Value of Financial Fixed Asset.	:	TRANSFERED ON NOMINAL PRICE.
Whether or not an Assesment Report has been issued	:	NOT ISSUED
If not, the reason for it	:	BELOW THE LEVEL OF SIGNIFIANT CRITERIA
The amount found a result of the Assessment Report	:	-,-
The reason, if the transcation has not been/will not be realized in accordance with the results of Assessment Report	:	-,-

13.01.2012 10:31:46

Special Event/Events to be disclosed:

Our Company announces the results to investors with Statement of Mineral Resources and Mineral Reserves it owns as at 31 December 2011, which has been produced in accordance with the JORC Code. Resource and reserve figures are audited by SRK Consulting USA

In 2011, 120,485 meters of core drilling and other geological works have been carried out and the results were analyzed by the ALS Chemex (Australian Laboratory Service). As at 31.12.2011, our resources have reached 11 million ounces and reserves reached 2.3 million ounces. In addition to that, by completion of 0.86 million ounces of gold as the result of test studies at our current projects by the first half of the year, this will be added to reserves.

At the end of 2010, these figures were 10 million ounces for the resources and 2.1. million ounces for our reserves. When taking into the consideration of 302.000 ounces of record production carried out in 2011, annual increase rate for our resources have been 22% and annual increase rate our reserves have been 23%.

Furthermore, as the result of the works carried out, it is envisaged that there is an approximately 50% increase in potential for the resources we own.

The data for resources, reserves and potential increase disclosed in mentioned report covers 13 licensed areas of the Koza Gold Company. It does not include Company's over 400 licensed areas throughout Turkey.

19.01.2012 16:10:33

Special Event/Events to be disclosed

Two separate cases filed for the cancellation of the process to grant Ovacik Gold Mine "Permit to Open and Operate Workplace" was rejected by 3rd Administrative Court of Izmir.

02.03.2012 11:09:45

Special Event/Events to be disclosed

In pursuant to provisions of the Circular issued by Capital Market Board Serial:X, No: 22 about Independent Auditing Standards in CapitalMarket, the Company's Board of Management backed by auditing committee's opinion has decided to nominate Basaran Nas Auditing and Chartered Accounting and Counselling Company (a member of PricewaterhouseCoopers) to audit our Company's financial charts covering the account period for 2012 and take this nomination to the approval of Ordinary General Board Meeting for the 2011.

05.03.2012 15:10:31

Special Event/Events to be disclosed

Referring to the purchasing of company disclosed on 27. November 2011, financial charts will be sent as consolidated financial charts, which we will prepare for 31. December 2011 and following periods.

We provide this information for the public .

05.03.2012 18:46:28

Special Event/Events to be disclosed

Referring to the purchasing of company disclosed on 27. November 2011, financial charts will be sent as complete consolidated financial charts, which we will prepare for 31. December 2011 and following periods. We provide this information for the public.

12.03.2012 14:25:37

Special Event/Events to be disclosed

At the meeting of Company's Board of Directors held on 12.03.2012, decision was taken to make following amendments in the Articles of Association;

Article 7 titled: "The Board of Directors and Period Thereof", Article 7/A titled: "Related Party Transactions", Article 7/B titled: "Committees reporting to the Board of Directors, Article 9 titled: "Remuneration for Members of the Board", Article 13 titled: "Announcement", Article 18 titled: " Legal Provisions" to delete Article 10/A and include articles 7.3, 7.4, 11.1, and 11.2.

Application will be submitted to the Capital Market Board and Ministry of Customs and Trade to obtain necessary permissions and upon receiving required permissions, amendments in the Articles of Association will be brought to General Board Meeting for approval.

10.04.2012 16:43:01

Decision by the Board of Directors to hold Annual General Assembly Meeting

AGENDA:

KOZA GOLD OPERATIONS INC. AGENDA FOR ANNUAL GENERAL ASSEMBLY

1. Opening the meeting and to elect the Chairing Committee
- 2 Authorizing Chairing Committee to sign general assembly documents
3. Examining and discussing Board of Directors' Activity Report and Auditor's Report for the year ear 2011 and approve them
4. Taking decision to separately acquit the activity reports of Board and Auditors for the year 2010
5. As required by Capital Market Board, informing shareholders on the policy of profit distribution,
6. Discussing and reaching decision for distribution of profit for the year 2011.
7. Submitting General Assembly the amendments of the Articles 7, 7/B, 9, 11, 13, and 19 and cancellation of article 7A, and inclusion of articles of 7.2 and 7.3, which were approved by Capital Market Board on 10.04.2012, ref no. B.02.6.SPK.0.13.00-110.03.021023-4021 for which preliminary permit had been issued by Ministry of Trade and Industry on 10.04.2012, ref no:2592.
8. Naming members of the Board and auditors to hold office and taking decision for issues related to their election and terms
9. As required by the Corporate Management Principles, inform about remuneration policy to be determined for board members and CEO's,
10. Determining the payments to be made to the members of the Board and Auditors for 2011
11. Explaining General Board the donations and aids granted during the term.
12. In pursuant to the resolution by the Capital Market Board, dated 09.09.2009 and no.28/780, informing the General Assembly of the securities, pledges and encumbrance given by the Company in favor of third parties and revenue and interest derived
13. As required by the Capital Market Board, inform the shareholders on Company's "Disclosure Policy";
14. Approving Independent External Auditing Firm, elected by the Board in pursuant to article 14 of the Regulation of Independent External Auditor in Capital Market.

15. Taking decision to vest members of the Board with authorities and permissions, as specified in Articles 334 and 335 of Turkish Trade Act.

16. Requests and Proposals

17. Closing

ADDITIONAL DISCLOSURES:

From The Chairman of Board of Directors

Our Company's Annual Ordinary General Assembly for the year 2011 will be held on Friday, 4th May.2012 2:30 p.m. and meeting of Group A Privileged Shareholders will be held at 4:00 pm. at the address of factory building, located in Şeker Mahallesi Fatih sultan Mehmet Bulvarı (İstanbul Yolu) 19. km No:449 Eryaman-Etimesgut/ANKARA

Our partners, whose shares have been registered according to the arrangements of Central Registry Board (MKK) will be required to register themselves to be issued admission card to attend general assembly. Those shareholders who have not been registered under the Blokage List will not be allowed to attend the meeting.

Those shareholders who will not be able to attend meeting personally will need to submit letter of proxy, certified by notary, as in accordance with below sample document and fulfill the other requirements as outlined by the Capital Market Board's circular no: 8 serie .V

Our shareholders or their representatives are hereby notified to attend the meeting on the date and time specified.

Board of Directors

10.04.2012 16:46:52

Decision by the Board of Directors for Profit Distribution

Date of the Decision by Board of Directors	:	10.04.2012
Accounting Period of Profit Share to be proposed	:	01.01.2011-31.12.2011
Total Profit Share (TL) to be proposed for distribution in form of Share	:	0
Capital % of Total Profit Share (TL) proposed to be distributed in form of Share	:	0
Total Gross Share to be proposed for distribution as cash.	:	94.834.452,36
Cash Profit Share to be distributed to 1TL nominal value share traded at Stock Exchange	:	
Gross (TL)	:	0,621865
Net (TL)	:	0,528585
Proposed date for Distribution	:	15.05.2012

ADDITIONAL DISCLOSURES:

Conforming with Capital Market Act and the arrangements of Capital Market, distributable profit of 460.494.000.00. TL was derived after deduction of 6.400.431,52 TL being 1.set Legal Reserve Fund, which is required by the provision of article 466/1 of Turkish Trade Act and by adding 20.078.693,33 TL of donation thus forming 1st dividend base assesment of 474,172,261.81.TL and for the reason net distributable profit calculated in legal records as to be 432,643,376.40. TL;

It was unanimously decided to propose following at General Board Meeting that;

Calculated in compliance with Capital Market Board procedures of the net distributable profit of 474,172,261.81.- TL with added donation, which 1st dividend will be calculated;
Allocating shareholders of gross 94,834,452.36.- TL 1st Cash Dividend, and net 14,225,167.85 TL to be distributed to the Group A members of the Board of Directors, 2nd. Set Reserve Fund of 10,143,462.02.- TL and the sum of 334,890,486.24.- TL as to be allocated for Extra ordinary Reserve, and distribution of gross cash dividend of is to be commenced as from 15.05.2012.

10.04.2012 16:46:52

Decision by the Board of Directors to hold Annual General Assembly Meeting

AGENDA:

KOZA GOLD OPERATIONS INC. AGENDA FOR ANNUAL GENERAL ASSEMBLY MEETING

1. Opening the meeting and elect the Chairing Committee
2. Authorizing Chairing Committee to sign general assembly documents
3. Examining and discussing Board of Directors' Activity Report and Auditor's Report for the year ear 2011 and approve them
4. Taking decision for separately acquitting the activity reports of Board and Auditors for the year 2010
- 5 As required by Capital Market Board, informing shareholders on the policy of profit distribution,,
6. Discussing and reaching decision for distribution of profit for the year 2011
- 7.Submitting General Assembly the amendments of the Articles 7, 7/B,9,11,13, and 19 and cancellation of article 7A, and inclusion of articles of 7.2 and 7.3 , which were approved by Capital Market Board on 10.04.2012, ref no. B.02.6.SPK.0.13.00-110.03.021023-4021 for which preliminary permit had been issued by Ministry of Trade and Industry on 10.04.2012, ref no:2592.
8. Naming members of the Board and auditors to hold office and taking decision for issues related to their election and terms
9. As required by the Corporate Management Principles, inform about remuneration policy to be determined for board members and CEO's ,
10. Determining the payments to be made to the members of the Board and Auditors for 2011
11. Explaining General Board the donations and aids granted during the term.
12. In pursuant to the resolution by the Capital Market Board, dated 09.09.2009 and no.28/780, informing the General Assembly of the securities, pledges and encumbrance given by the Company in favor of third parties and revenue and interest derived
13. As required by the Capital Market Board, inform the shareholders on Company's "Disclosure Policy";
14. Approving Independent External Auditing Firm, elected by the Board in pursuant to article 14 of the Regulation of Independent External Auditor in Capital Market.
15. Taking decision to vest members of the Board with authorities and permissions, as specified in Articles 334 and 335 of Turkish Trade Act.
16. Requests and Proposals.
17. Closing.

ADDITIONAL DISCLOSURES

From The Chairman of Board of Directors

Our Company's Annual Ordinary General Assembly for the year 2011 will be held on Friday, 4th May.2012 2:30 p.m. and meeting of Group A Privileged Shareholders will be held at 4:00 pm. at the address of factory building, located in Şeker Mahallesi Fatih sultan Mehmet Bulvarı (İstanbul Yolu) 19. km No:449 Eryaman-Etimesgut/ANKARA

Our partners, whose shares have been registered according to the arrangements of Central Registry Board (MKK) will be required to register themselves to be issued admission card to attend general assembly. Those shareholders who have not been registered under the Blokage List will not be allowed to attend the meeting.

Those shareholders who will not be able to attend meeting personally will need to submit letter of proxy, certified by notary, as in accordance with below sample document and fulfill the other requirements as outlined by the Capital Market Board's circular no: 8 serie .V

Our shareholders or their representatives are hereby notified to attend the meeting on the date and time specified.

Board of Directors

10.04.2012 18:03:54

Decision by the Board of Directors for Profit Distribution

Date of the Decision by Board of Directors	:	10.04.2012
Accounting Period of Profit Share to be proposed	:	01.01.2011-31.12.2011
Total Profit Share (TL) to be proposed for distribution in form of Share	:	0
Capital % of Total Profit Share (TL) proposed to be distributed in form of Share	:	0
Total Gross Share to be proposed for distribution as cash.	:	94.834.452,36
Cash Profit Share to be distributed to 1TL nominal value share traded at Stock Exchange	:	
Gross (TL)	:	0,621865
Net (TL)	:	0,528585
Proposed date for Distribution	:	15.05.2012

ADDITIONAL DISCLOSURE

Conforming with Capital Market Act and the arrangements of Capital Market, distributable profit of 460.494.000.00.- TL was derived after deduction of 6.400.431,52- TL being 1.set Legal Reserve Fund, which is required by the provision of article 466/1 of Turkish Trade Act and by adding 20.078.693,33 of donation thus forming 1st dividend base assessment of 474,172,261.81.- and for the reason net distributable profit calculated in legal records as to be 432,643,376.40.- TL;

It was unanimously decided to propose following at General Board Meeting that ;

Calculated in compliance with Capital Market Board procedures of the net distributable profit of 474,172,261.81.- TL with added donation, which 1st dividend will be calculated;

Allocating shareholders of gross 94,834,452.36.- TL 1st Cash Dividend, and net 14,225,167.85 TL to be distributed

to the Group A members of the Board of Directors, 2nd. Set Reserve Fund of 10,143,462.02.- TL and the sum of 334,890,486.24.- TL as to be allocated for Extra ordinary Reserve, and distribution of gross cash dividend of is to be commenced as from 15.05.2012

11.04.2012 09:21:38

Special Event Disclosure

Special Event to be disclosed;

In pursuant to Corporate Management Principles and the arrangements of Capital Market Board, notification document prepared for annual general meeting is enclosed.

05.05.2012 11:59:25

Results of General Assembly Meeting

Type of eneral Assembly Meeting	:	Ordinary
Period in which Ordinary General Assembyl was held	:	01/01/2011-31/12/2011
Date of General Assembly	:	04.05.2012

DECISION TAKEN / MATTERS DISCUSSED;

Following summary decisions were taken at the General Assembly meetingg

1. Board of Directors' Activity Report and Auditor's Report were read and both were unanimously accepted and approved.

2. Company's Statement of Balance Sheet for 2011and Loss and Profit Chart prepared by the Board of Directors were read and unanimously accepted.

3.The members of the Board of Directors and Auditors have been separately and unanimously acquitted

4. A discussion was taken place to distribute profit for the year 2011. It was unanimously decided to distribute to shareholders gross 94,834,452.36.- TL,

Cash 1st dividend ,to the Group A members elected to represent the Board of Directors ;net 14.225,167,85 TL cash dividend, and to set aside

2nd Tranch Statuary Reserve of 10,143,462.02. TL and extrordinary reserve fund of 334,890,486.24.- to be be distributed starting on 15.05.12012.

5. It was unanimously decided Hamdi Akın İpek, Cafer Tekin İpek and Melek Pelin Zenginler who were elected as the members of the Board of Directors

for a period of three years at the ordinary general assembly held on 07.05.2010 to continue to hold offices and i,n addition to that; İsmet Kasapoğlu

and Yusuf Köyce to be elected as independent members at the Board of Directors for a period of 1 year and İsmail Kökbulut and Enver İman as the members for the Auditing Committee.

Minutes of the meeting, Attendance List and Profit Distribution Chart are enclosed.

07.05.2012 08:52:57

Date of Cash Profit Distribution

Total Gross Profit Share (TL)	:	94.834.452,36
Cash Profit Share to be distributed to 1TL nominal value share traded at Stock Exchange		
Gross(TL)	:	0,621900
Net (TL)	:	0,528600
Date of Cash Profit Share Distribution	:	15.05.2012

28.06.2012 15:08:03

Special Event Disclosure (General)

Event/events to be disclosed :

East Anatolia Mining Exploration and Drilling Inc, in which our Company has 99.99% of shares, has had its annual general meeting today and a decision was taken in that meeting to increase paid capital from 110 million TL to 180 million TL. Our Company will participate in by paying its portion for increased capital.

31.07.2012 14:36:04

Special Event Disclosure (General)

Event/events to be disclosed :

As the result of intensive exploration and development works carried out at Kayseri Himmetdede Project, which was discovered in 2008 by our Company, 816.000 ounces of gold resource was estimated as at 31.December 2011. Following the prefeasibility works conducted to turn established resource into the reserve, total of 567.000 ounces of gold reserve has been estimated. SRK Consulting (US), Inc. has reviewed our prefeasibility studies and has confirmed our reserve statement.

10.08.2012 16:34:08

Special Event Disclosure (General)

Event/events to be disclosed :

Projection and feasibility studies of our Company's Himmetdede/Kayseri Project have been completed and it was decided to award IK Akademi Construction Co. to bid to construct "Heapleach Ore Process Plant EPC (Engineering, Procurement, Construction) for the amount of 130.500.000 US\$.

It is planned that the project construction will start in October this year and will be completed by first half of 2013 to commence production. It is anticipated that the project's annual capacity will be 100.000 ounces of gold.

A report prepared by Denet Independent Chartered Financial Consultant Inc. indicating that the process has been fair and reasonable is enclosed herewith.

Our Company's Mollakara (Diyadin) project's reserve and feasibility studies, which we have previously informed, continue rapidly. Once these studies are concluded, information will be supplied in relation with new reserves.

07.09.2012 16:34:51

Special Event Disclosure (General)

Event (s) to be disclosed

Within the framework of the relevant articles of Corporate Tax Act and Turkish Commercial Act, decision was taken to proceed with merger process for East Anatolia Mining Exploration and Drilling Inc, of which 99.99% of its assets owned by our Company, by the way of entire transfer of its actives and passives in an integrated form through dissolving without liquidation and to realize the merger process on the companies' balance sheet dated 31.07.2012

05.11.2012 14:01:48

Special Event Disclosure (General)

Event (s) to be disclosed:

As of today, the construction activities at Our Company's Himmetdede Project has started. Upon completion of the construction, production is planned to commence by the second half of 2013.

08.11.2012 11:43:38

Special Event Disclosure (General)

Event (s) to be disclosed:

The news has been published in some press organization for a court decision taken in relation with our Company's activities carried out at Yerli Tahtaci Village. Our site mentioned in the news has no impact at all on our Company's production and current reserve/resource total.

9. Company's web site and contents

Our company's web site is www.kozaaltin.com.tr. A section is included for Investor Relations on the web site and preparations are on the way to have dialog box and constant information service to be provided on the web site. Various information is comprehensively placed open the internet website, updated in line with developments. And there is a section "investors relations" which has minimum matters as outlined by CMB.

10. Statement for Real Personalities Final Dominant Shareholder(s)

December 2010	Share Group	TL	%
ATP İnşaat ve Ticaret A.Ş.	(A,B)	68.636	45,01
Koza İpek Holding A.Ş.	(A,B)	38.114	24,99
Halka Arz-Other	(B)	45.750	30,00
Melek İpek	(A)	-	Less than 1
Hamdi Akın İpek	(A)	-	Less than 1
Cafer Tekin İpek	(A)	-	Less than 1
Pelin Zenginer	(A)	-	Less than 1
İsmet Kasapoğlu	(B)	-	Less than 1
Total		152.500	100,00

11. Public Disclosure of Persons who provide information from inside

The persons who can reach to the information, which may be in the nature of effecting the value of company's capital market instruments may be identified in Activity Report as the persons holding offices in Board of Management, Members of Auditing Committee and executives therefore who can be in position to learn from inside. In order to maintain balance between transparency policies and protecting investors' interests with informing public fully and accurately, it should be significantly emphasized that all company employees and directors must comply with legal arrangements in using information obtained from inside. All employees and directors should not directly or indirectly use the company related inside information and they are fully aware of all the limitations to the legal arrangements and the nature of information and they act in accordance with these limitations and prohibitions.

SECTION III – STAKEHOLDERS

12. Informing the Stakeholders

Koza corporate governance practices secure the stakeholders of the procedures, monthly arrangements and their rights arranged by mutual agreements. Company employees, partners and third person or institutions that have business relations can directly communicate with company directors any proposals or violations on this matter.

Stakeholders are being informed through e-mail or telephone on the matters related to themselves or company-related issues.

13. Stakeholders' Participation in the Management

Employees' participation in the management is realized through the periodic meetings conducted within the Company and target defining and performance assessment meetings held each year.

14. Human Relations Policy

Company's Recruitment policy is defined with priority given to development of local region. There is a recruitment process starting from nearest village neighboring the mine site. When there is need to recruit a personnel, according to the nature of position required, candidates are assessed from the nearest village then to nearest towns and provinces. If no suitable local candidates are selected, nation-wide candidates are sought.

As the gold mining industry is new sector in Turkey, it is sometimes difficult to find qualified personnel. Newly graduated personnel who are possessed with required qualifications are selected and when they are employed, on the job training occupational training have been provided.

As Koza respects the people in gold mining sector, it has been a choice and priority of those who received training in this sector.

Considering the mining industry, the workforce recycle has been on low levels, is a clear indication of employee satisfaction as well as good implementation of company's human resources policy.

15. Information on Customer and Suppliers Relations

As part of our Company's main business activity, doré, which contains gold and silver are produced and sent to refineries to be refined. All marketing and sales works are carried out by the refineries.

16. Social Responsibility

Our Company, while operating, shows great care for the principles of transparency, values its employees and locals and continuously develops itself and follows and implements technological changes. The company has been involved in to concentrate on the problems of local communities and has produced and continues to produce number of projects to assist their economical as well as social developments. As a part of its "Social Responsibility", Koza Altın İşletmeleri A.Ş has adopted attitude which will provide local region with highest economical and social contribution.

SECTION IV – BOARD OF DIRECTORS

17. Structure, Formation and Independent Members

Company's Board of Directors consists of 5 members, elected by General Board.

Hamdi Akın İpek	Chairman
Cafer Tekin İpek	Vice Chairman
Melek İpek	Member
Pelin Zenginer	Member
İsmet Kasapoğlu	Independent Member
Yusuf Köyce	Independent Member

18. Qualifications of Members of Board of Directors

Entire members of the Board of Directors have vast knowledge backed with education and experience and exemplifying professionals in the sector as well in the world of business.

19. Company's Mission and Vision and Strategic Goals

Our Vision

To be the first Turkish international company in gold mining sector.

Our Mission

To carry out gold mining operations by using best available technology and displaying highest environmental performance and showing respect to local people in a mutual trust.

Our Strategies

- To be one of the most important international gold producer in world's gold market.
- To further develop current Environment and Job Safety standards.
- To increase annual gold production to 1 million ounces.

20. Risk Management and Internal Control Mechanism

An auditing Committee will be formed within the Board of Directors. After formation of Auditing Committee, works will begin on setting up an Internal Auditing Department. In pursuant to the Capital Market Board's Circular and provisions for Determining and Practicing the Principles of Corporate Management, dated 11.10.2011 and serial :IV no: 54, timing will be determined to effectively implement internal auditing and procedures will be prepared and practiced.

21. Authorities and Responsibilities of the Board of Directors

Company's management rights and authorities of representation are defined in the Articles of Association.

22. Activities of Board of Directors

Our Board of Directors have held number of meetings to discuss several issues and have taken decisions during the first six months of 2010. All kinds of opinions were raised in those meetings and no different opinions were expressed against the member of the Board of Directors during these meetings in 2010.

23. Committees

The amendments about our company's Articles of Association's 7/B titled "Committees attached to Board Management", have been approved by the CMB dated 10.04.2012 with resolution no. B.02.6.SPK.0.13.00-110.03.02-1023-4021. The changes to the article 7/B has also been permitted by the General Directorate of Internal Trade of the Customs and Trade Ministry of Republic of Turkey with their reference letter no. 2592.

24. Code of Ethics

Procedure, which contains the code of ethics, has been finalized and is in the process of being used.

25. Financial Rights provided to the Board of Directors

Attendance fee to be paid to Company's Board of Directors is determined by General Board. The members of the Board receive attendance fee of net 30.000TL.

Decision was taken at the General board meeting held on 4 May 2012, to include into profit distribution policy, a proposal to be made to general assembly to distribute to the members of the board representing Group A shareholders for the Company's performance, if net term profit as the result of Company's 2012 activities according to financial report prepared by IFRS is,

- under 400 million TL, 2% of net distributable profit;
- between 401 million TL and 450 million TL, 3% of net distributable profit;
- between 451 million TL and 500 million TL, 4% of net distributable profit;
- over 500 million TL, 5% of net distributable profit.